

## Young Timer Touring Cup Mugello Racing Weekend Gara 2 (25')

### Provisional Classification

No	Driver	Nat	Team	Car	Cl.	Laps	Total Time	Gap	Kph	Best Lap		
										Lap	Time	Kph
1	31 Federico BORRETT	ITA		BMW M3 E1	E1 Oltre :	12	27:02.440	-	139.7	4	2:04.828	151.3
2	7 Sergio GALBUSERA	ITA	TAC Motorsport A.S.D.	Lotus Elise Cup	Lotus Cu	12	27:05.926	+3.486	139.4	4	2:04.848	151.2
3	79 Rino DE LUCA	ITA	VIMOTORSPORT A.S.D.	Honda Civic	E1 2.0	12	27:44.781	+42.341	136.1	10	2:09.692	145.6
4	22 Gianfranco SCOPPA	ITA	Scuderia Vesuvio	Mini JCW EVO	Mini Cup	12	27:51.484	+49.044	135.6	4	2:10.178	145.0
5	14 Samuele BERNARDINI	ITA		BMW 3000	E1 Oltre :	12	27:59.724	+57.284	134.9	2	2:11.210	143.9
6	121 Camillo PICCIN	ITA		Honda Integra	E1 2.0	12	28:53.219	+1:50.779	130.7	12	2:16.774	138.1
7	27 Luca RADDI	ITA		BMW 318 IS Trofeo	318 Trofe	10	27:25.797	2 Laps	114.7	10	2:30.899	125.1
8	58 Franco BARIN	ITA	FB Corse	Alfa Romeo 147 JTD	RS Plus	10	28:21.071	2 Laps	111.0	10	2:43.013	115.8
<b>Retired</b>												
4	Giulio VALENTINI	ITA		Seat Leon Supercopa	Leon S C	3	6:37.785			2	2:09.951	145.3
48	Giuseppe IUORIO	ITA	A.S.D. Race Project Team	Toyota Corolla TS	RS Plus	1	2:52.558					

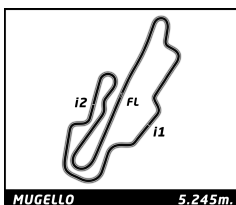
<b>Pole Position:</b>	Sergio GALBUSERA	2:05.505	150.4 Kph
<b>Fastest Lap:</b>	Lap4 Federico BORRETT	2:04.828	151.3 Kph

DRIVER #14 +10 SEC. DUE TO STEWARDS DECISION NO. 9  
DRIVER #22 + 10 SEC TIME PENALTY DUE TO STEWARDS DECISION NO. 10

Published at: .....

Track Status: **DRY**

<b>Direttore di Gara:</b> CANU Antonio Lic. 52925	<b>Il DS Cronometraggio</b> INNOCENTI Chiara Lic. 523246
---	--



## Young Timer Touring Cup Mugello Racing Weekend Gara 2

### Provisional Classification by Class

No	Driver	Nat	Team	Car	Laps	Total Time	Gap	Kph	Best Lap			
									Lap	Time	Kph	
<b>318 Trofeo</b>												
1	27 Luca RADDI	ITA		BMW 318 IS Trofeo	10	27:25.797		114.7	10	2:30.899	125.1	
<b>E1 2,0</b>												
1	79 Rino DE LUCA	ITA	VIMOTORSPORT A.S.D.	Honda Civic	12	27:44.781		136.1	10	2:09.692	145.6	
2	121 Camillo PICCIN	ITA		Honda Integra	12	28:53.219	+1'08.438	130.7	12	2:16.774	138.1	
<b>E1 Oltre 3000</b>												
1	31 Federico BORRETT	ITA		BMW M3 E1	12	27:02.440		139.7	4	2:04.828	151.3	
2	14 Samuele BERNARDINI	ITA		BMW 3000	12	27:59.724	+57.284	134.9	2	2:11.210	143.9	
<b>Leon S Copa</b>												
<b>Retired</b>												
4	Giulio VALENTINI	ITA		Seat Leon Supercopa	3	6:37.785			2	2:09.951	145.3	
<b>Lotus Cup</b>												
1	7 Sergio GALBUSERA	ITA	TAC Motorsport A.S.D.	Lotus Elise Cup	12	27:05.926		139.4	4	2:04.848	151.2	
<b>Mini Cup</b>												
1	22 Gianfranco SCOPPA	ITA	Scuderia Vesuvio	Mini JCW EVO	12	27:51.484		135.6	4	2:10.178	145.0	
<b>RS Plus</b>												
1	58 Franco BARIN	ITA	FB Corse	Alfa Romeo 147 JTD	10	28:21.071		111.0	10	2:43.013	115.8	
<b>Retired</b>												
48	Giuseppe IUORIO	ITA	A.S.D. Race Project Team	Toyota Corolla TS	1	2:52.558			9	Laps		

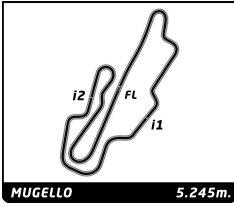
DRIVER #14 +10 SEC. DUE TO STEWARDS DECISION NO. 9  
DRIVER #22 + 10 SEC TIME PENALTY DUE TO STEWARDS DECISION NO. 10

Published at: .....

Track Status: **DRY**

**Direttore di Gara:**  
CANU Antonio  
Lic. 52925

**Il DS Cronometraggio**  
INNOCENTI Chiara  
Lic. 523246



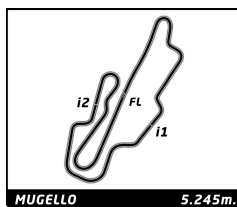
# Young Timer Touring Cup

## Mugello Racing Weekend

### Gara 2

### Lap Chart

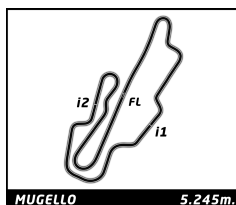
No	Pos	Grid	Lap											
			1	2	3	4	5	6	7	8	9	10	11	12
7	1	7	31	31	31	31	31	31	31	31	31	31	31	31
31	2	31	7	7	7	7	7	7	7	7	7	7	7	7
4	3	4	4	4	4	22	22	22	22	22	22	22	22	22
79	4	79	22	22	14	14	14	14	14	14	14	79	79	79
22	5	22	79	79	14	79	79	79	79	79	79	14	14	14
14	6	14	121	14	79	121	121	121	121	121	121	121	121	121
121	7	121	14	121	121	27	27	27	27	27	27	27	27	27
27	8	27	48	58	27	58	58	58	58	58	58	58	58	58
58	9	58	58	27	58									
48	10	48	27											



## Young Timer Touring Cup Mugello Racing Weekend Gara 2

### Best Sector Times

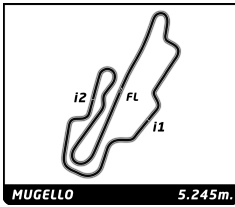
Sector 1			Sector 2			Sector 3			Ideal Lap	Best Lap
Pos	No Driver	Time	No Driver	Time	No Driver	Time	Pos	No Driver		
1	31 F.BORRETT	42.173	31 F.BORRETT	38.619	7 S.GALBUSERA	43.216	1	7 S.GALBUSERA	2:04.434	2:04.848 (2)
2	7 S.GALBUSERA	42.504	7 S.GALBUSERA	38.714	31 F.BORRETT	44.036	2	31 F.BORRETT	2:04.828	2:04.828 (1)
3	4 G.VALENTINI	43.621	79 R.DE LUCA	39.607	4 G.VALENTINI	44.858	3	4 G.VALENTINI	2:09.103	2:09.951 (4)
4	79 R.DE LUCA	43.875	14 S.BERNARDINI	39.899	22 G.SCOPPA	45.478	4	79 R.DE LUCA	2:09.299	2:09.692 (3)
5	22 G.SCOPPA	43.928	4 G.VALENTINI	40.624	79 R.DE LUCA	45.817	5	22 G.SCOPPA	2:10.178	2:10.178 (5)
6	14 S.BERNARDINI	44.157	22 G.SCOPPA	40.772	14 S.BERNARDINI	46.228	6	14 S.BERNARDINI	2:10.284	2:11.210 (6)
7	121 C.PICCIN	45.952	121 C.PICCIN	42.703	121 C.PICCIN	47.837	7	121 C.PICCIN	2:16.492	2:16.774 (7)
8	27 L.RADDI	50.074	48 G.IUORIO	46.528	48 G.IUORIO	51.792	8	27 L.RADDI	2:30.899	2:30.899 (8)
9	58 F.BARIN	55.046	27 L.RADDI	47.863	27 L.RADDI	52.962	9	58 F.BARIN	2:42.727	2:43.013 (9)



## Young Timer Touring Cup Mugello Racing Weekend Gara 2

### Best Top Speed

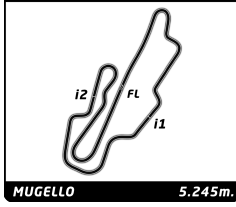
No Driver	Team	Class	Top 1		Top 2		Top 3		Top 4		Top 5		Avg
			Kph	Lap	Kph	Lap	Kph	Lap	Kph	Lap	Kph	Lap	
31	Federico BORRETT	E1 Oltre 300€	<b>237.4</b>	5	236.9	10	236.3	11	236.3	9	235.8	8	236,5
22	Gianfranco SCOPPA	Scuderia Vesuvio	<b>229.9</b>	9	229.9	7	229.4	11	229.4	3	229.4	2	229,6
7	Sergio GALBUSERA	TAC Motorsport A.S.D.	<b>227.0</b>	5	226.0	3	226.0	2	225.6	4	223.7	7	225,7
4	Giulio VALENTINI	Leon S Copa	<b>224.6</b>	2	223.2	3	195.9	1					214,6
79	Rino DE LUCA	VIMOTORSPORT A.S.D.	<b>217.0</b>	10	216.6	9	215.7	4	215.3	8	214.9	12	215,9
121	Camillo PICCIN	E1 2,0	<b>217.0</b>	9	216.6	12	216.6	11	216.1	10	215.3	7	216,3
14	Samuele BERNARDINI	E1 Oltre 300€	<b>216.1</b>	12	216.1	11	215.7	3	215.3	8	215.3	4	215,7
27	Luca RADDI	318 Trofeo	<b>184.6</b>	10	179.1	7	176.2	3	175.9	6	172.0	4	177,6
48	Giuseppe IUORIO	A.S.D. Race Project Team	<b>117.0</b>	1									117,0
58	Franco BARIN	FB Corse	<b>117.0</b>	1									117,0



## Young Timer Touring Cup Mugello Racing Weekend Gara 2

### Leader Sequence by Class

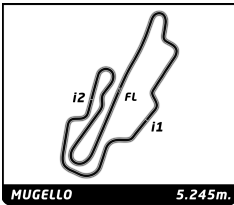
No	Driver	Team	Car	Start Lap	End Lap	Laps	Total Laps
<b>318 Trofeo</b>							
27	Luca RADDI		BMW 318 IS Trofeo	1	10	10	10
<b>E1 2,0</b>							
79	Rino DE LUCA	VIMOTORSPORT A.S.D.	Honda Civic	1	12	12	12
<b>E1 Oltre 3000</b>							
31	Federico BORRETT		BMW M3 E1	1	12	12	12
<b>Leon S Copa</b>							
4	Giulio VALENTINI		Seat Leon Supercopa	1	3	3	3
<b>Lotus Cup</b>							
7	Sergio GALBUSERA	TAC Motorsport A.S.D.	Lotus Elise Cup	1	12	12	12
<b>Mini Cup</b>							
22	Gianfranco SCOPPA	Scuderia Vesuvio	Mini JCW EVO	1	12	12	12
<b>RS Plus</b>							
48	Giuseppe IUORIO	A.S.D. Race Project Team	Toyota Corolla TS	1	1	1	1
58	Franco BARIN	FB Corse	Alfa Romeo 147 JTD	2	10	9	9



## Young Timer Touring Cup Mugello Racing Weekend Gara 2

### Fastest Lap Sequence

Elapsed	No	Driver	Team	Car	Class	Time	Kph	Lap
4:19.621	31	Federico BORRETT		BMW M3 E1	E1 Oltre 3	2:06.139	149.7	2
6:26.771	7	Sergio GALBUSERA	TAC Motorsport A.S.D.	Lotus Elise Cup	Lotus Cup	2:06.043	149.8	3
8:30.887	31	Federico BORRETT		BMW M3 E1	E1 Oltre 3	2:04.828	151.3	4

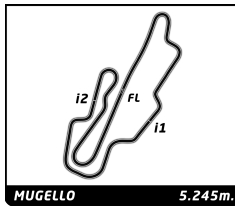


## Young Timer Touring Cup Mugello Racing Weekend Gara 2

### Analysis by lap

Lapped

No	Lap Time	Gap	No	Lap Time	Gap	No	Lap Time	Gap	No	Lap Time	Gap	No	Lap Time	Gap
Lap 1						Lap 12								
31	2:13.482	0.000	7	3:11.668	0.559	31	2:09.082		7	2:05.987	3.486			
7	2:14.443	0.961	22	3:03.652	0.982	7	2:30.899	2 Laps	27	2:30.899	2 Laps			
4	2:16.617	3.135	14	2:42.657	7.966	22	2:12.987	39.044	22	2:12.987	39.044			
22	2:20.569	7.087	27	3:07.840	1 Lap	79	2:10.809	42.341	79	2:10.809	42.341			
79	2:45.447	31.965	58	3:07.269	1 Lap	14	2:13.710	47.284	14	2:13.710	47.284			
121	2:51.095	37.613	79	2:44.815	11.432	58	2:43.013	2 Laps	58	2:43.013	2 Laps			
14	2:52.390	38.908	121	2:27.147	38.256	121	2:16.774	1:50.779	121	2:16.774	1:50.779			
48	2:52.558	39.076	Lap 7											
58	2:54.008	40.526	31	2:06.163										
27	3:06.913	53.431	7	2:08.033	2.429									
Lap 2						22	2:12.413	7.232						
31	2:06.139		14	2:15.642	17.445									
7	2:06.285	1.107	79	2:15.999	21.268									
4	2:09.951	6.947	27	2:38.275	1 Lap									
22	2:12.108	13.056	121	2:19.038	51.131									
79	2:17.436	43.262	58	2:46.793	1 Lap									
14	2:11.210	43.979	Lap 8											
121	2:21.960	53.434	31	2:05.399										
58	2:45.390	1:19.777	7	2:05.201	2.231									
27	2:37.344	1:24.636	22	2:13.366	15.199									
Lap 3						14	2:11.724	23.770						
31	2:06.438		79	2:10.854	26.723									
7	2:06.043	0.712	121	2:20.756	1:06.488									
4	2:11.217	11.726	27	2:36.206	1 Lap									
22	2:14.584	21.202	58	2:46.252	1 Lap									
14	2:12.767	50.308	Lap 9											
79	2:15.418	52.242	31	2:05.333										
121	2:21.941	1:08.937	7	2:08.167	5.065									
27	2:41.741	1:59.939	22	2:12.395	22.261									
58	2:46.679	2:00.018	14	2:13.231	31.668									
Lap 4						79	2:10.380	31.770						
31	2:04.828		121	2:18.406	1:19.561									
7	2:04.848	0.732	27	2:34.103	1 Lap									
22	2:10.178	26.552	Lap 10											
14	2:14.430	59.910	31	2:05.533										
79	2:13.202	1:00.616	58	2:44.858	2 Laps									
121	2:24.715	1:28.824	7	2:07.312	6.844									
Lap 5						22	2:11.872	28.600						
31	2:41.942		79	2:09.692	35.929									
7	2:41.828	0.618	14	2:11.403	37.538									
22	2:24.447	9.057	121	2:17.899	1:31.927									
27	2:59.744	1 Lap	Lap 11											
58	3:02.071	1 Lap	31	2:06.374										
14	2:19.068	37.036	27	2:32.732	2 Laps									
79	2:19.670	38.344	7	2:06.111	6.581									
121	2:35.954	1:22.836	22	2:12.913	35.139									
Lap 6						79	2:11.059	40.614						
31	3:11.727		14	2:11.492	42.656									
			58	2:44.738	2 Laps									
			121	2:17.534	1:43.087									



# Young Timer Touring Cup

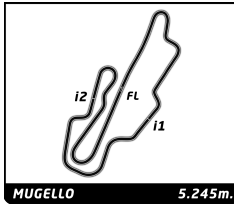
## Mugello Racing Weekend

### Gara 2

## Sector Analysis

— Invalidated Lap    ■ Personal Best    ■ Session Best    B Crossing the pit lane

Lap	Time	Sector 1	Sector 2	Sector 3	T.Sp	Elapsed	Lap	Time	Sector 1	Sector 2	Sector 3	T.Sp	Elapsed
<b>4</b> Giulio VALENTINI ITA Seat Leon Supercopa							4	2:59.744	56.570	59.159	1:04.015	172.0	11:25.742
1	2:16.617	51.093	40.666	44.858	195.9	2:16.617	5	3:07.840	1:00.582	1:03.848	1:03.410	143.6	14:33.582
2	2:09.951	43.621	40.923	45.407	224.6	4:26.568	6	2:38.275	52.890	50.350	55.035	175.9	17:11.857
3	2:11.217	44.839	41.039	45.339	223.2	6:37.785	7	2:36.206	52.168	49.570	54.468	179.1	19:48.063
							8	2:34.103	51.426	48.651	54.026		22:22.166
							9	2:32.732	51.338	48.018	53.376		24:54.898
							10	2:30.899	50.074	47.863	52.962	184.6	27:25.797
<b>7</b> Sergio GALBUSERA ITA TAC Motorsport A.S.D. Lotus Elise Cup							<b>31</b> Federico BORRETT ITA BMW M3 E1						
1	2:14.443	50.069	39.924	44.450	198.0	2:14.443	1	2:13.482	49.251	39.627	44.604	204.7	2:13.482
2	2:06.285	43.023	39.297	43.965	226.0	4:20.728	2	2:06.139	42.948	38.908	44.283	233.8	4:19.621
3	2:06.043	42.846	39.440	43.757	226.0	6:26.771	3	2:06.438	42.804	38.631	45.003	235.8	6:26.059
4	2:04.848	42.608	39.024	43.216	225.6	8:31.619	4	2:04.828	42.173	38.619	44.036	235.8	8:30.887
5	2:41.828	42.544	56.199	1:03.085	227.0	11:13.447	5	2:41.942	42.313	56.731	1:02.898	237.4	11:12.829
6	3:11.668	1:07.825	1:07.148	56.695	120.0	14:25.115	6	3:11.727	1:08.010	1:07.095	56.622	117.4	14:24.556
7	2:08.033	44.434	39.490	44.109	223.7	16:33.148	7	2:06.163	42.839	39.053	44.271	232.3	16:30.719
8	2:05.201	42.586	38.714	43.901	222.3	18:38.349	8	2:05.399	42.347	38.699	44.353	235.8	18:36.118
9	2:08.167	42.504	40.902	44.761	222.3	20:46.516	9	2:05.333	42.272	38.634	44.427	236.3	20:41.451
10	2:07.312	42.799	40.265	44.248	222.8	22:53.828	10	2:05.533	42.252	38.834	44.447	236.9	22:46.984
11	2:06.111	43.161	38.945	44.005	219.2	24:59.939	11	2:06.374	42.621	38.963	44.790	236.3	24:53.358
12	2:05.987	42.897	39.136	43.954	219.6	27:05.926	12	2:09.082	43.061	40.603	45.418	234.8	27:02.440
<b>14</b> Samuele BERNARDINI ITA BMW 3000							<b>48</b> Giuseppe IUORIO ITA A.S.D. Race Project Team Toyota Corolla TS						
1	2:52.390	1:15.238	49.032	48.120	114.4	2:52.390	1	2:52.558	1:14.238	46.528	51.792	117.0	2:52.558
2	2:11.210	45.075	39.899	46.236	214.4	5:03.600	<b>58</b> Franco BARIN ITA FB Corse Alfa Romeo 147 JTD						
3	2:12.767	46.258	40.281	46.228	215.7	7:16.367	1	2:54.008	1:02.054	53.646	58.308		2:54.008
4	2:14.430	44.157	40.072	50.201	215.3	9:30.797	2	2:45.390	55.519	51.635	58.236		5:39.398
5	2:19.068	48.686	41.980	48.402	168.6	11:49.865	3	2:46.679	56.059	52.124	58.496		8:26.077
6	2:42.657	45.699	55.724	1:01.234	195.9	14:32.522	4	3:02.071	58.850	59.203	1:04.018		11:28.148
7	2:15.642	44.488	44.479	46.675	211.5	16:48.164	5	3:07.269	59.669	1:02.972	1:04.628		14:35.417
8	2:11.724	44.440	40.534	46.750	215.3	18:59.888	6	2:46.793	55.949	52.104	58.740		17:22.210
9	2:13.231	44.953	40.745	47.533	214.4	21:13.119	7	2:46.252	56.103	51.470	58.679		20:08.462
10	2:11.403	44.926	40.033	46.444	211.9	23:24.522	8	2:44.858	56.300	50.777	57.781		22:53.320
11	2:11.492	44.752	40.214	46.526	216.1	25:36.014	9	2:44.738	55.046	51.029	58.663		25:38.058
12	2:13.710	45.104	40.610	47.996	216.1	27:49.724	10	2:43.013	55.332	50.481	57.200		28:21.071
<b>22</b> Gianfranco SCOPPA ITA Scuderia Vesuvio Mini JCW EVO							<b>79</b> Rino DE LUCA ITA VIMOTORSPORT A.S.D. Honda Civic						
1	2:20.569	51.872	42.513	46.184	202.5	2:20.569	1	2:45.447	1:10.880	44.877	49.690	131.6	2:45.447
2	2:12.108	44.167	41.956	45.985	229.4	4:32.677	2	2:17.436	46.659	42.529	48.248	209.1	5:02.883
3	2:14.584	46.863	41.828	45.893	229.4	6:47.261	3	2:15.418	47.843	41.206	46.369	211.1	7:18.301
4	2:10.178	43.928	40.772	45.478	228.9	8:57.439	4	2:13.202	44.937	40.389	47.876	215.7	9:31.503
5	2:24.447	49.003	46.257	49.187	228.9	11:21.886	5	2:19.670	49.033	42.446	48.191	167.3	11:51.173
6	3:03.652	1:00.068	1:07.113	56.471	181.5	14:25.538	6	2:44.815	45.848	55.134	1:03.833	204.4	14:35.988
7	2:12.413	44.753	41.252	46.408	229.9	16:37.951	7	2:15.999	48.124	41.146	46.729	192.4	16:51.987
8	2:13.366	44.656	42.144	46.566	228.9	18:51.317	8	2:10.854	44.236	40.221	46.397	215.3	19:02.841
9	2:12.395	44.736	41.423	46.236	229.9	21:03.712	9	2:10.380	44.270	40.293	45.817	216.6	21:13.221
10	2:11.872	45.073	40.955	45.844	227.0	23:15.584	10	2:09.692	43.875	39.607	46.210	217.0	23:22.913
11	2:12.913	44.715	41.526	46.672	229.4	25:28.497	11	2:11.059	44.298	40.073	46.688	214.9	25:33.972
12	2:12.987	44.815	41.212	46.960	227.9	27:41.484	12	2:10.809	44.776	39.680	46.353	214.9	27:44.781
<b>27</b> Luca RADDI ITA BMW 318 IS Trofeo							<b>121</b> Camillo PICCINI ITA Honda Integra						
1	3:06.913	1:20.987	50.924	55.002	106.9	3:06.913							
2	2:37.344	51.534	50.135	55.675		5:44.257							
3	2:41.741	55.827	50.069	55.845	176.2	8:25.998							

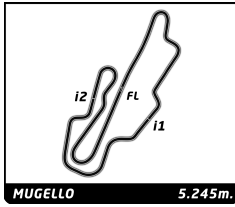


## Young Timer Touring Cup Mugello Racing Weekend Gara 2

### Sector Analysis

— Invalidated Lap   
 ■ Personal Best   
 ■ Session Best   
 B Crossing the pit lane

Lap	Time	Sector 1	Sector 2	Sector 3	T.Spd	Elapsed	Lap	Time	Sector 1	Sector 2	Sector 3	T.Spd	Elapsed
1	2:51.095	1:12.821	47.200	51.074	125.4	2:51.095							
2	2:21.960	48.084	44.605	49.271	199.9	5:13.055							
3	2:21.941	49.076	44.116	48.749	212.8	7:34.996							
4	2:24.715	46.443	43.886	54.386	212.8	9:59.711							
5	2:35.954	56.733	47.399	51.822	140.5	12:35.665							
6	2:27.147	50.559	46.972	49.616	196.6	15:02.812							
7	2:19.038	47.002	43.678	48.358	215.3	17:21.850							
8	2:20.756	47.294	44.462	49.000	213.2	19:42.606							
9	2:18.406	46.336	43.451	48.619	217.0	22:01.012							
10	2:17.899	47.071	42.703	48.125	216.1	24:18.911							
11	2:17.534	46.106	43.183	48.245	216.6	26:36.445							
12	2:16.774	45.952	42.985	47.837	216.6	28:53.219							


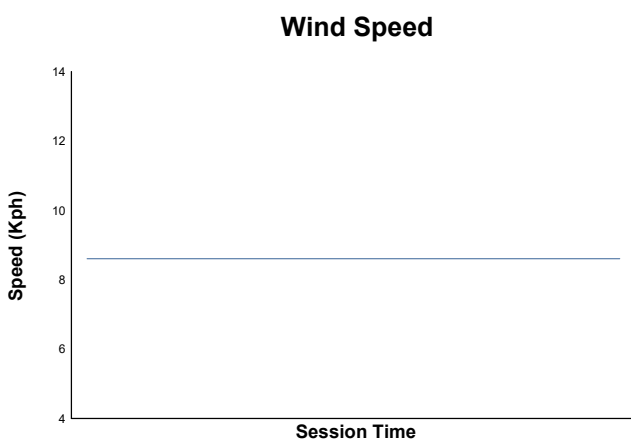
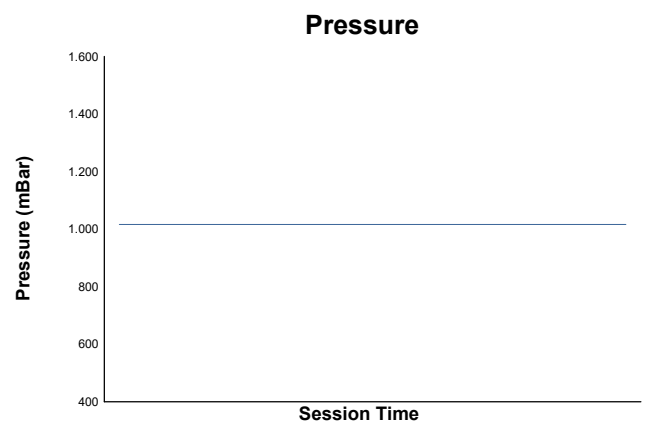
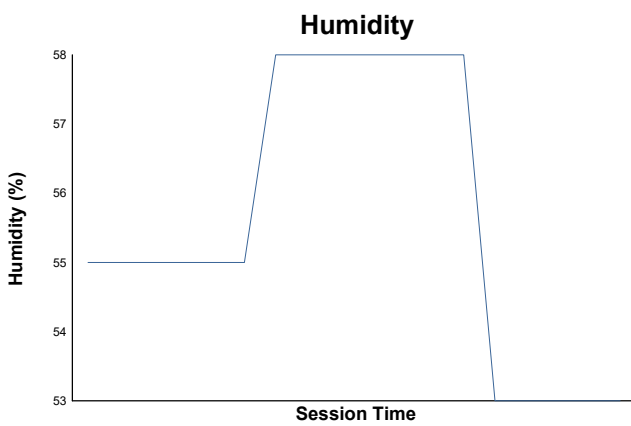
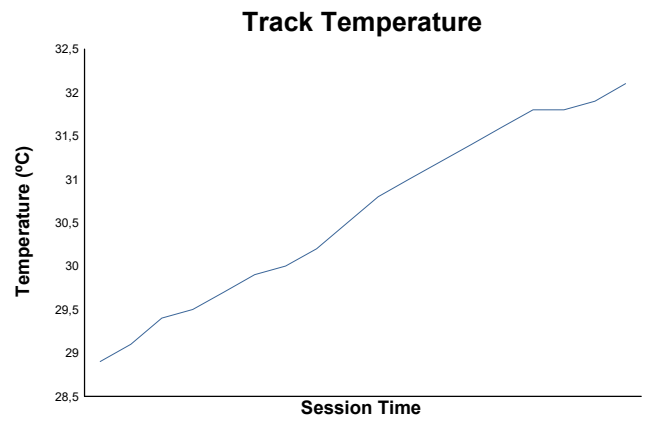
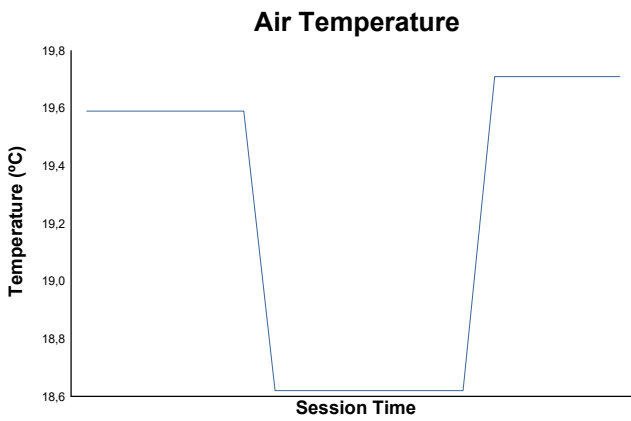


# Mugello Racing Weekend

## Young Timer Touring Cup

### Gara 2

## Weather Report



Track Status: **DRY**